




Curriculum Overview Map: Forest School Updated Autumn 2022


| Year 1/3 | Autumn 1 | Autumn 2 | Spring 1 | Spring 2 | Summer 1 | Summer 2 |
|------------------------|--|-------------------------|------------------------------------|--|----------------------------|---|
| | Evolution | We are Yorkshire | Once Upon A Time | Is There Anyone Out There? | Making a Difference | Battles/Events That Shape The World |
| | Star Gazers | Land Ahoy | ID – Identity and Diversity | Muck/Mess and Mixtures | Fallen Fields | Tomorrow’s World |
| <u>Early Years/KS1</u> | | | | | | |
| | <p>Nursery- Marvellous Me</p> <ul style="list-style-type: none"> • Create a collage of yourself and your family using sticks, stones, grass, leaves etc. • Compare the colours and types of leaves on the trees and on ground. (Autumn) <p>Nursery, Reception and KS1</p> <ul style="list-style-type: none"> • Discuss health and safety rules. • Explore signs of autumn. • Create leaf kebabs. • Climb trees and watch birds. • Complete a scavenger hunt and investigate animals and trees using a key. • Make/ explore animal habitats. • Use tools to create shapes with ‘whittled’ sticks and string. | | | <p>Nursery- My Local Area</p> <ul style="list-style-type: none"> • Compare the leaves/trees in the Forest Schools area on the MUGA. <p>Nursery, Reception and KS1</p> <ul style="list-style-type: none"> • Tie various knots. • Build shelters/ dens. • Participate in team building games. • Read ‘I’m not a stick’ book. • Use tools to create wooden people and animals by whittling. | | <p>Nursery- The World Around Us</p> <ul style="list-style-type: none"> • Create a home/ shelter for various animals. • Create animals using leaves, twigs, grass etc. • Read ‘The Snail and The Whale’ and then create a story about animals living in the home they’ve made. <p>Nursery, Reception and KS1</p> <ul style="list-style-type: none"> • Create a fire. • Cook/ Toast food. • Eat picnic food and foods cooked on fire. • Complete a scavenger hunt and investigate animals, trees and flowers using a key. • Make daisy chains. • Complete leaf rubbings • Use tools to create a wooden mobile. • Use tools to create a geo board with nails to hold the bands. |



- My Activity Passport links:
- Autumn walk. (EYFS)
 - Plant bulbs and watch them grow. (EYFS)
 - Go on a wintry adventure. (EYFS)
 - Make friends with a bug. (EYFS)
 - Help a plant grow. (EYFS)
 - Go on a scavenger hunt. (Year 1)
 - Build a bridge. (Year 2)
 - Get to know a tree. (Year 2)
 - Bird watching. (Year 2)
 - Become a nature detective. (Year 2)



- My Activity Passport links:
- Hunt for insects (Year 1)
 - Roll down a hill. (Year 1)
 - Build a den. (Year 1 and 2)
 - Have fun with sticks. (Year 1)
 - Get soaking wet in the rain. (Year 2)






- My Activity Passport links:
- Search for butterflies. (EYFS)
 - Make a home for wildlife. (EYFS)
 - Make a mud creation. (EYFS)
 - Eat a picnic in the wild. (Year 1)
 - Make a daisy chain. (Year 1)
 - Wear a wild crown. (Year 2)
 - Set up a snail race. (Year 2)

KS2

- Discuss health and safety rules.
- Explore signs and changes of autumn/ winter.
- Create leaf kebabs.
- Climb trees and watch birds.
- Make/ explore animal habitats.

- Tie knots
- Build shelters/dens
- Participate in team building games and ask children to make up their own games.
- Search for Easter treats left by the Easter Bunny. (treasure hunt)
- Use tools and make

- Create a fire.
- Cook/ Toast food.
- Eat foods cooked on the fire.
- Investigate animals, trees and flowers using a key.
- Complete leaf rubbings.
- Collect conkers to later create 'Conkers game'.
- Use tools to create a

| | | | | | | |
|-----------|---|---|---------------------|--|----------------------------------|---|
| | <ul style="list-style-type: none"> Investigate animals and trees using a key. Use tools and create frames and shapes with 'whittled' sticks and string.  <p>My Activity Passport links:</p> <ul style="list-style-type: none"> Climb a tree. (Year 3) Make something out of wood. (Year 3) Keep a nature diary. (Year 3) Create some wild art. (Year 3) Discover wild animal clues. (Year 3) Go cloud watching. (Year 3) Go bird watching. (Year 5) | | | <p style="text-align: center;">wooden animal homes.</p>  <p>My Activity Passport links:</p> <ul style="list-style-type: none"> Make a sculpture. (Year 4) Make up your own game and teach it to someone. (Year 4) Carry out a Treasure hunt. (Year 4) Forage for wild food. (Year 4) Find some funky Fungi. (Year 5) | | <p style="text-align: center;">wooden mobile.</p> <ul style="list-style-type: none"> Use tools to create a wooden hedgehog with nails for the spikes.  <p>My Activity Passport links:</p> <ul style="list-style-type: none"> Cook outdoors. (Year 3) Play conkers. (Year 4) Create a time capsule. (Year 6) Cook on a camp fire. (Year 6) Help a wild animal. (Year 6) Hunt for fossils and bones. (Year 6) |
| Year Y2/4 | Inspiring Inventions | What A Performance | Media Makers | A Country Life | Journeys into the Unknown | Time Traveller |
| | Blood, Bottom, Burps | Heroes and Villains | Memory Box | It's A Wonderful World | The Enchanted Woodland | Natural Disasters |
| | <u>Early Year/KS1</u> | | | | | |
| | | Nursery- Let's Celebrate! <ul style="list-style-type: none"> Bonfire night and Christmas | | Nursery- My Local Area <ul style="list-style-type: none"> Compare the leaves/trees in the Forest Schools area on the MUGA. | | Nursery- The World Around Us <ul style="list-style-type: none"> Create a home/ shelter for various animals. Create animals using leaves, twigs, grass etc. |



| | | | | | | |
|--|--|---|--|--|--|---|
| | | <p>artwork using leaves, twigs, paint etc.</p> <p>Nursery, Reception and KS1</p> <ul style="list-style-type: none"> • Discuss health and safety rules • Explore signs and changes of autumn/ winter. • Create leaf kebabs • Climb trees and watch birds. • Complete a scavenger hunt and investigate animals and trees using a key. • Make/ explore animal habitats. • Use tools to create shapes with 'whittled' sticks and string. | | <p>Nursery, Reception and KS1</p> <ul style="list-style-type: none"> • Tie various knots. • Build shelters/dens. • Participate in team building games. • Read 'I'm not a stick' book. • Use tools to create wooden people and animals by whittling. <p>My Activity Passport links:</p> <ul style="list-style-type: none"> • Hunt for insects. (Year 1) • Roll down a hill. (Year 1) • Build a den. (Year 1) • Have fun with sticks. (Year 1) • Go on a scavenger hunt. (Year 1) • Make a den. (Year 2) • Get soaking wet in the rain. (Year 2) | | <ul style="list-style-type: none"> • Read 'The Snail and The Whale' and then create a story about animals living in the home they've made. <p>Nursery, Reception and KS1</p> <ul style="list-style-type: none"> • Create a fire. • Cook/ Toast food. • Eat picnic food and foods cooked on fire. • Complete a scavenger hunt and investigate animals, trees and flowers using a key. • Make daisy chains. • Complete leaf rubbings. • Use tools to create a wooden mobile. • Use tools to create a geo board with nails to hold the bands. <p>My Activity Passport links:</p> <ul style="list-style-type: none"> • Go on a wintry adventure. (EYFS) • Eat a picnic in the wild. (Year 1) • Make a daisy chain. (Year 1) • Wear a wild crown. (Year 2) • Set up a snail race. (Year 2) |
|--|--|---|--|--|--|---|



| | | | | | | |
|--|--|--|--|--|--|--|
| | | <ul style="list-style-type: none">• Create small fires using flint and steel. <p>My Activity Passport links:</p> <ul style="list-style-type: none">• Autumn walk. (EYFS)• Plant bulbs and watch them grow. (EYFS)• Search for butterflies. (EYFS)• Make friends with a bug. (EYFS)• Help a plant grow. (EYFS)• Make a mud creation. (EYFS)• Make a home for wildlife. (EYFS)• Build a bridge. (Year 2)• Get to know a tree. (Year 2) | | | | |
|--|--|--|--|--|--|--|



- Go bird watching. (Year 2)
- Become a nature detective. (Year 2)

| | | | | | | |
|--|--|--|--|--|--|--|
| | | | | | | |
|--|--|--|--|--|--|--|



| | | | | | |
|------------|---|--|--|--|--|
| <u>KS2</u> | | | | | |
| | <ul style="list-style-type: none"> • Discuss health and safety rules. • Explore signs and changes of autumn/ winter. • Create leaf kebabs. • Climb trees and watch birds. • Make/ explore animal habitats. • Use tools and create frames and shapes with 'whittled' sticks and string. • Create small fires using flint and steel. <p>My Activity Passport links:</p> <ul style="list-style-type: none"> • Climb a tree. (Year 3) • Make something out | | <ul style="list-style-type: none"> • Make daisy chains. • Tie knots. • Build shelters/dens. • Participate in team building games and ask children to make up their own games. • Discover types of trees and flowers using a key. • Search for Easter treats left by the Easter Bunny (treasure hunt). • Collect conkers to later create 'Conkers game'. • Use tools and make wooden animal homes. <p>My Activity Passport links:</p> <ul style="list-style-type: none"> • Make a sculpture. (Year 4) • Make up your own game and teach it to someone. (Year 4) • Carry out a Treasure hunt. (Year 4) • Play conkers. (Year 4) • Forage for wild food. (Year 4) • Find some funky Fungi. (Year 5) | | <ul style="list-style-type: none"> • Create a fire. • Cook/ Toast food. • Eat foods cooked on the fire. • Complete leaf rubbings. • Use tools to create a wooden mobile. • Use tools to create a wooden hedgehog with nails for the spikes. <p>My Activity Passport links:</p> <ul style="list-style-type: none"> • Cook outdoors. (Year 3) • Create a time capsule. (Year 6) • Cook on a camp fire. (Year 6) • Help a wild animal. (Year 6) • Hunt for fossils and bones. (Year 6) |



| | | | | | | |
|--|--|--|--|--|--|--|
| | | <p>of wood. (Year 3)</p> <ul style="list-style-type: none">• Keep a nature diary. (Year 3)• Create some wild art. (Year 3)• Discover wild animal clues. (Year 3)• Watch the clouds. (Year 3)• Go bird watching. (Year 5) | | | | |
|--|--|--|--|--|--|--|